



► PRODUCTGUIDE



SURROUND YOURSELF WITH COMFORT



Empire Heating Systems Residential Zone Heaters allow you to turn down the central furnace and heat just the rooms you use most. These systems also save your energy dollars by not suffering the heat-loss common in a long vent run from the central furnace. Unlike a conventional furnace, most Empire heaters provide heat even when electric power fails.

Empire offers a variety of gas-fired heaters with four different technologies – Vent-Free, Power Vent, Direct Vent, and B-Vent. Nearly all are available in propane and natural gas models.

HEARTHRITE BLUE FLAME heaters

- All Models Heat without Electricity
- 3-year Limited Warranty on Parts and Labor
- Manual and Thermostat Models
- Matchless Piezo Igniter Propane or Natural Gas Models

Hearthrite Blue Flame Heaters

HBW06 (6,000 BTUs, Propane or Natural)

HBW10 (10,000 BTUs, Propane or Natural)

HBW20 (20,000 BTUs, Propane or Natural)

HBW30 (30,000 BTUs, Propane or Natural)

HBW30, HBW20, HBW10 ▶



HEARTHRITE INFRARED heaters

- All Models Heat without Electricity
- 3-year Limited Warranty on Parts and Labor
- Manual and Thermostat Models
- Matchless Piezo Igniter Propane or Natural Gas Models

Hearthrite Infrared Heaters

HRW060 (6,000 BTUs, Propane or Natural)

HRW10 (10,000 BTUs, Propane or Natural)

HRW17 (17,000 BTUs, Propane or Natural)

HRW18 (18,000 BTUs, Natural)

HRW25 (20,000 BTUs, Propane)

HRW30 (30,000 BTUs, Natural)

HRW30, HRW18, HRW10 ▶





EMPIRE BLUE FLAME heaters

Our blue flame heaters warm the air, which rises to create natural circulation in the room. Ideal for any supplemental heat application. Made in the U.S.A.

BF Blue Flame Heaters

BF10W (10,000 BTUs)

BF20W (20,000 BTUs)

BF30W (30,000 BTUs)

◀ BF10W, BF30W

Color updated to White.

Heaters shown on optional stand.

- Manual or Hydraulic Thermostatic Controls
- Matchless Piezo Igniter Propane or Natural Gas Models
- Mounts on Floor or Wall
- All Models Heat without Electricity
- Optional Manual and Automatic Blowers
- 5-year Limited Warranty on Parts and Labor



EMPIRE INFRARED heaters

Our infrared heaters project warmth into the room like sunlight through a window. Ideal for warming any cold spot in a room. Made in the U.S.A.

SR Infrared Heaters

(Manual and Thermostat Models)

SR6W (6,000 BTUs)

SR10W and SR10TW (10,000 BTUs)

SR18W and SR18TW (18,000 BTUs)

SR30W and SR30TW (30,000 BTUs)

◀ SR10W, SR18W, SR30W

Color updated to White.

Heaters shown on optional stand.

- Manual or Hydraulic Thermostatic Controls
- Matchless Piezo Igniter Propane or Natural Gas Models
- Mounts on Floor or Wall
- All Models Heat without Electricity
- Optional Manual and Automatic Blowers
- 5-year Limited Warranty on Parts and Labor

HIGH-EFFICIENCY POWER-VENT *wall furnace*

Advanced technology makes the US90Plus wall furnace up to 90 percent efficient A.F.U.E. The clean, modern furnace vents with low-cost PVC, poly pipe, or UL636 (Canada), and is ideal for zone heating. Easy to operate with built-in thermostat. Also works with most programmable thermostats. Made in U.S.A.

PVS18 (17,500 BTUs)

PVS35 (35,000 BTUs)



PVS35 ▶



DIRECT-VENT *wall furnaces*

Clean and cost-efficient comfort makes the DV210/215 wall furnaces ideal for smaller rooms, such as bedrooms or studies. The compact beige cabinet tucks out of the way on any outside wall. Thermostat not included.

DV210 (10,000 BTUs)

DV215 (15,000 BTUs)

DV210 ►




Heat larger areas economically with Empire's DV25/35 wall furnaces. Delivering ample, room-filling warmth, each furnace is stylishly crafted and fits against an outside wall. Includes thermostat for automatic temperature control.

DV25 (25,000 BTUs Natural Gas / 24,000 BTUs Propane)

DV35 (35,000 BTUs)

◀ DV35



HIGH-EFFICIENCY DIRECT-VENT *wall furnaces*

Advanced technology makes these heaters more than 80 percent efficient A.F.U.E. The 20,000 BTUs DV20E is ideal for heating basements, family rooms or several small rooms. The DV40E and DV55E are perfect for heating large family rooms, offices, apartments or even entire homes. Built-in thermostat included.

DV20E (20,000 BTUs)

DV40E (40,000 BTUs)

DV55E (55,000 BTUs)

DV40E ►





DIRECT-VENT COUNTERFLOW

wall furnaces

Our counterflow wall furnaces heat large areas and use minimum floor space. Warm air exits at floor level for more even distribution.

Choose standing pilot or electronic ignition. DVC35 may be recessed between standard wall studs. Larger models surface mount. Other accessories available. Thermostat not included.

DVC35 (35,000 BTUs)

DVC55 (55,000 BTUs)

▲ DVC35



B-VENT GRAVITY

wall furnaces

Our economical Gravity Vented Furnaces utilize state-of-the-art technology for the highest fuel efficiency. This furnace recesses into a wall or surface mounts with the optional kit. Heat two adjoining rooms with the GWT50W. Thermostat not included.

GWT25W (25,000 BTUs)

GWT35W (35,000 BTUs)

**GWT50W (50,000 BTUs Total;
25,000 BTUs/Room)**

▲ GWT25W



B-VENT COUNTERFLOW

wall furnaces

Counterflow wall furnaces circulate warmth at floor level to provide comfort at a fraction of the cost of electric heat. The front panels remove easily for cleaning and servicing.

Choose standing pilot or electronic ignition. Other accessories available. Thermostat not included.

FAW40 (40,000 BTUs)

FAW55 (55,000 BTUs)

▲ FAW55



CONSOLE *room heaters*

Our console heaters feature an open design to maximize heat dispersion and a draft diverter to eliminate pilot outages. The RH25 and RH35 feature a more compact cabinet – perfect for smaller spaces – yet still allow use of the optional blower. Room Heaters install easily with standard B-vent pipe. Built-in thermostat included.

RH25 (25,000 BTUs)

RH35 (35,000 BTUs)

◀ RH35

large CONSOLE *room heaters*

Choose an RH50 or RH65 in closed cabinet for heat only or in visual-flame cabinet (with optional log set or ceramic radiant package) for more of a fireplace experience. Add the optional automatic blower to enhance air circulation (included on RH50B/65B). Built-in thermostat included.

RH50B, RH50C (50,000 BTUs)

RH65B, RH65C (65,000 BTUs)

RH50B ▶



FLOOR *furnaces*

America's most popular floor furnace provides whole-house comfort for a fraction of the cost of electric heat and requires no electricity to operate. Thermostat not included.

3588 (32,500 BTUs)

5088 (45,000 BTUs)

7088 (65,000 BTUs)

◀ 5088

Heater Type	BTU Input	AFUE Efficiency %	Use as Primary Heat Source	Works Without Electricity
Vent-Free Blue Flame Heaters	6,000 to 30,000	99.9		•
Vent-Free Infrared Heaters	6,000 to 30,000	99.9		•
Power-Vent High-Efficiency Wall Furnace	17,500 to 35,000	up to 90	•	
Direct-Vent DV Wall Furnaces	10,000 to 35,000	65-66	•	•
Direct-Vent High-Efficiency Wall Furnaces	20,000 to 55,000	80+	•	
Direct-Vent Counterflow Wall Furnaces	35,000 to 55,000	75-76	•	
B-Vent Console Room Heaters	25,000 to 65,000	66-68	•	•
B-Vent Floor Furnace	32,500 to 65,000	57-58	•	•
B-Vent Gravity Wall Furnaces	25,000 to 50,000	65-70	•	•
B-Vent Counterflow Wall Furnaces	40,000 to 55,000	75-76	•	



SINCE 1932
 Empire Comfort Systems
 918 Freeburg Ave.
 Belleville, IL 62220-2623
 E-mail: info@empirecomfort.com



©Empire Comfort Systems, Inc. EHS-00778 9/15/19

www.empirezoneheat.com